

We reserve the right to change design and specifications without notice

## Load Capacity 载荷特性

 m

5t-29.5m



10t-16.1m



16	18	21	24	27	30	33	36	39	42	45	48	51	54	57	60
5	5	5	5	5	4.89	4.36	3.92	3.55	3.23	2.96	2.72	2.50	2.32	2.15	2.00
10	8.78	7.33	6.26	5.44	4.78	4.25	3.81	3.44	3.12	2.85	2.61	2.39	2.21	2.04	1.89

 m

5t-32.1m



10t-17.5m



16	18	21	24	27	30	33	36	39	42	45	48	51	54
5	5	5	5	5	5	4.83	4.35	3.94	3.59	3.30	3.03	2.80	2.60
10	9.66	8.08	6.91	6.01	5.30	4.72	4.24	3.83	3.48	3.19	2.92	2.69	2.49

 m

5t-35.0m











10t-19.0m

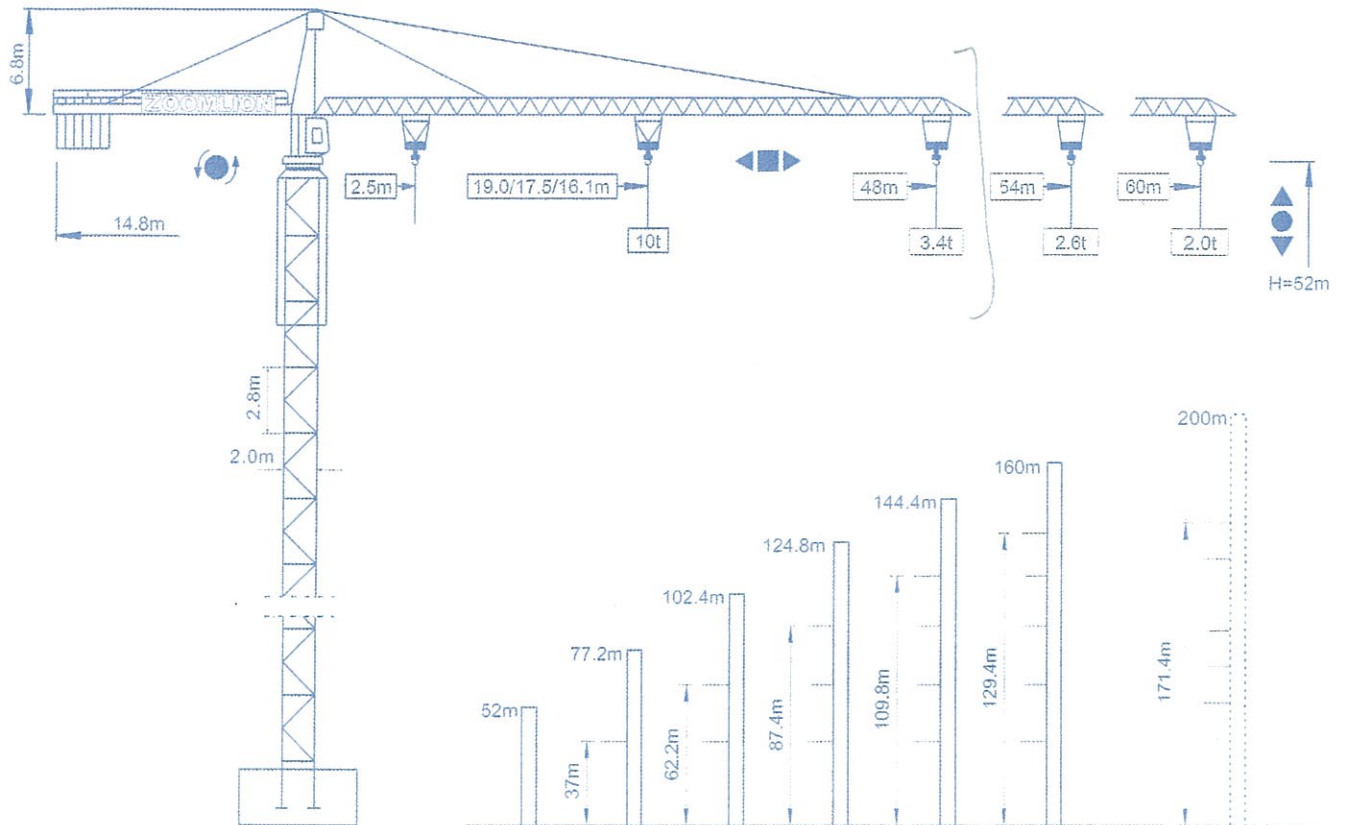


16	18	21	24	27	30	33	36	39	42	45	48
5	5	5	5	5	5	5	4.84	4.39	4.01	3.69	3.40
10	10	8.94	7.66	6.67	5.89	5.26	4.73	4.28	3.90	3.58	3.29

## Mechanism specification 机构特性

					kW	
Hoisting 起升		m/min	0~50	0~100	55	400m
	t		5	2.5		
Trolleying 变幅		m/min	0~55		5.5	
Slewing 回转		r/min	0~0.7		2X5.5	
Travelling 行走		m/min	0~25		2X5.5	
Climbing 顶升		m/min	0.58		7.5	
Necessary electric power 供电容量					82.5	
Power 电源						~380V/50Hz

We reserve the right to change design and specifications without notice

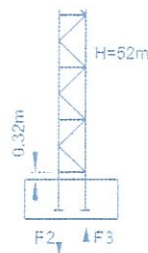
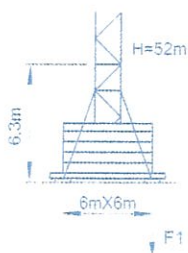
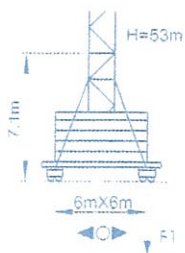


400m		Q(t)	H(m)	Please consult us when over-height 超过高度请向我们咨询
		5	200	
		10	100	

Mobile  
行走式

Chassis stationary  
底座固定式

Outrigger stationary  
预置支腿固定式



F1		72t		77t
	65t			

F2		126t		135t
F3		87t		99t
				52t

F Reaction 反力	In service 工作状态	Out of service 非工作状态	Deadweight without counter-weight and ballast, and with longest jib and Free Standing Height 自置(无吊墩、无平衡重、无压重, 最长起重臂、最大独立高度时的自置)
------------------	--------------------	-------------------------	--